

With the LabSensor UV-VIS in your Viso goniophotometer you will be able to measure visual light as well as UV light in one session. This special sensor allows for full 3D light distribution and color measurements including UV from 200 nm to 850 nm

## Applications

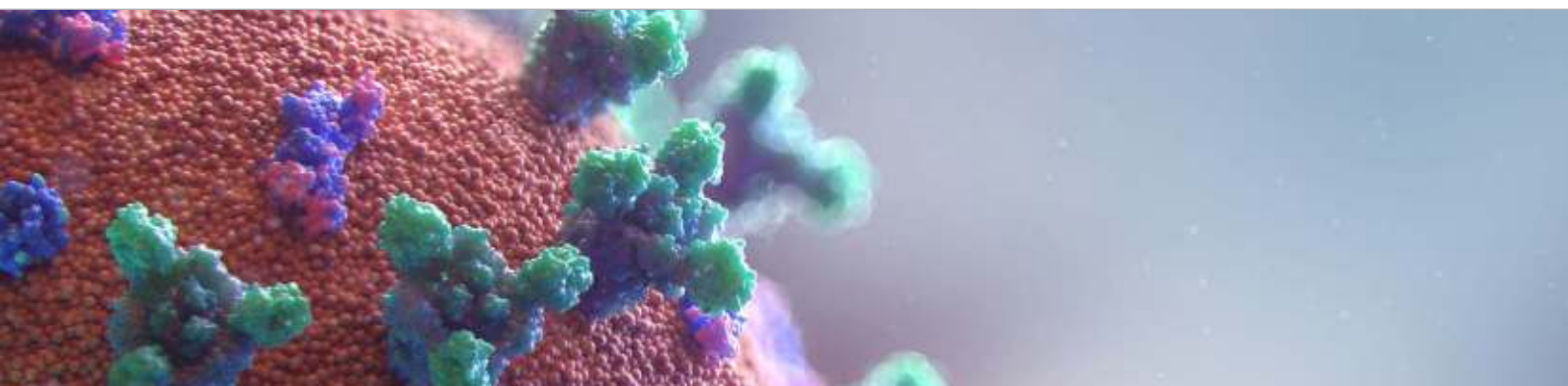
Many clients are interested in disinfection using UV light. The normal LabSpion sensor measures in the 360-830 nm range. The UV-VIS sensor range is 200-850 nm thus including UV-A, UV-B and most the UV-C range. Lighting fixtures for disinfection normally emit UV light in the 200-300 nm range.

Other clients make UV lighting products and components for curing of polymers and glues.


## Build confidence in your UV lighting product

UV disinfection and curing is all about dosis: The product of UV irradiance and specific exposure time on a given microorganism or polymer. A full 3D characterization of the UV emission from a light source enables you to calculate UV dosis correctly in any direction or distance from the source.

A detailed characterization of the 3D light output is essential ensure germicidal effect and minimise exposure time and energy consumption



An Ibsen Freedom UV-VIS sensor is the heart of the Viso solution



Make your own calibrations with the included DT300 UV-VIS calibration lamp



Upgrade your existing LabSpion with a LabSensor UV-VIS - or buy as a part of a new solution



Seamless integration with Viso pdf-reporting: All photometrics in one output




# SPECIFICATIONS

LabSensor UV-VIS from Viso Systems

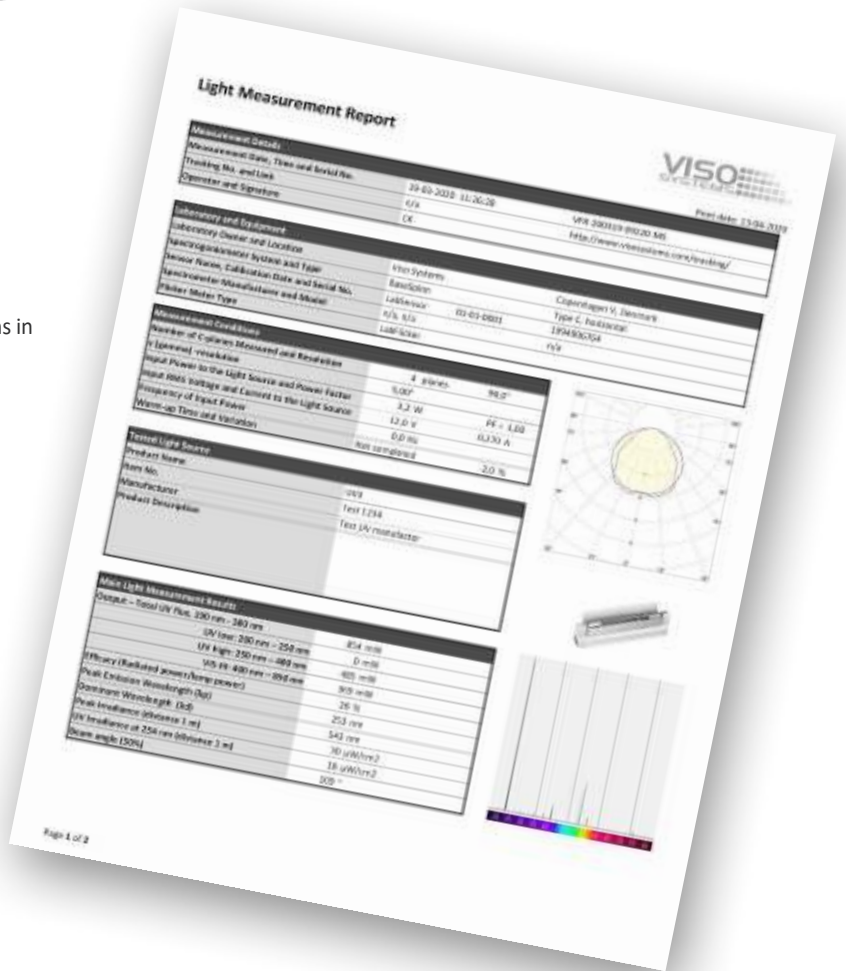
For more info contact SAFIBRA, s.r.o. at +420 604 212 525 or [michal@safibra.cz](mailto:michal@safibra.cz)

## KEY ADVANTAGES

- Measures visual light and UV light in one, fast session. A double c-plane measurement typically only takes 20-30 seconds
- Full spectral data in every direction
- Fully integrated with Viso Light Inspector software including customizable reports
- Full 3D measurement enable correct UV-dose (joule) calculations in all directions
- All software as usual: The user friendly Light Inspector
- Download all results in every detail for further analysis



Product video - 3-minute presentation:  
Follow youtube link [https://youtu.be/\\_inykOUNkoQ](https://youtu.be/_inykOUNkoQ)



## TECHNICAL SPECIFICATIONS

### Physical dimensions

Dimensions (L x W x H)  
Weight

280 x 215 x 90 mm  
2 kg

### Output examples/UV

Radiated spectral energy  
Irradiance

3D  
Peak irradiance (distance 1 m)  
Peak emission wavelength and dominant emission wavelength

In Watt/nm (or multiplied with t → Joule/nm  
Irradiance in  $\mu\text{W}/\text{cm}^2$  or  $\text{W}/\text{m}^2$  in any direction and distance (can be multiplied with t →  $\mu\text{J}/\text{cm}^2$  or  $\text{J}/\text{m}^2$ ).  
The UV radiation field can be shown in 3D  
In  $\mu\text{W}/\text{cm}^2$   
In nm

### Photometric

Spectrometer type  
Spectrometer range  
Spectrometer detector  
Calibration  
Accuracy

Ibsen FREEDOM  
200 - 850 nm (2048) pixels  
Hamamatsu S11639-01  
Fully calibrated plug and play solution  
200 nm - 250 nm +/- 6.5%  
250 nm - 400 nm +/- 5%  
400 nm - 850 nm +/- 4%

### Electric

Connection  
Power

RJ45 Cat5  
Connection via RJ45 pny 7.2 W