

PRODUCT LEAFLET
LABFLICKER



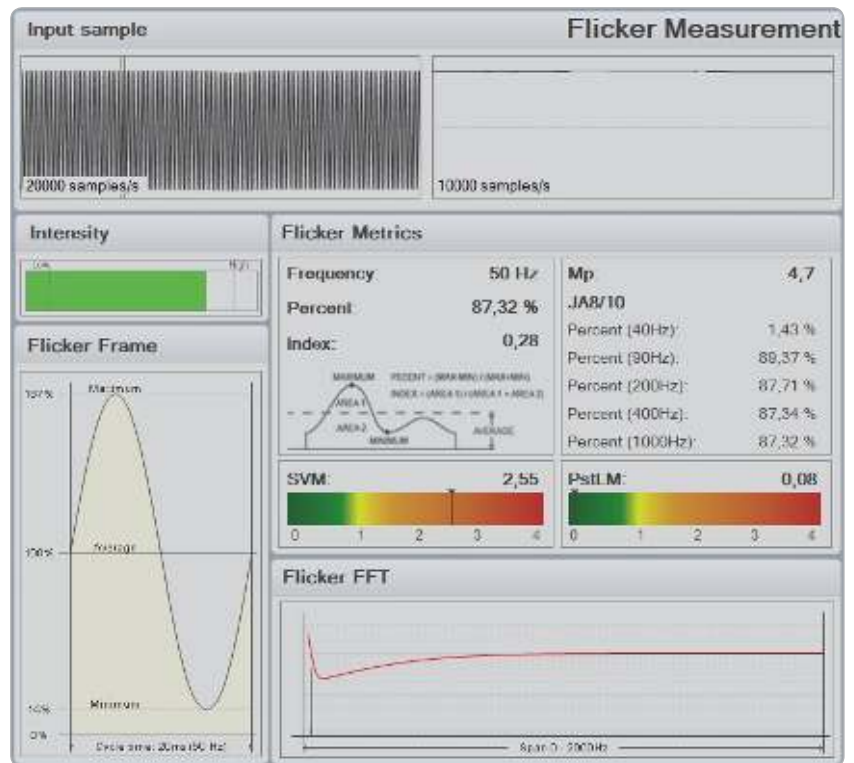
The LabFlicker® is the first flicker instrument to integrate seamlessly with your light measurement system, making it simpler than ever to automatically incorporate all photometric data into your reporting. LabFlicker is an excellent stand-alone instrument too.



The LabFlicker connects directly to the Light Inspector software giving you a live preview of your flicker signal. The smart signal processing algorithm frames and calculates your flicker data in real-time. The LabFlicker can be used as a stand-alone device but gets even more powerful when used together with any Viso product as all photometric data can be seamlessly exported into one complete report. The LabFlicker is designed to be used close to the light source - in the lab or on-site.

RESULTS


- SVM, PstLM
- Percent Flicker
- Flicker Index
- Flicker Frequency
- JA8/10
- Mp (ASSIST)



Connects directly to your PC via USB allowing for a fast, real-time preview




OLED display gives live flicker results during measurement



The ultra-fast 350.000 samples per second photo sensor gives you precise data



Seamless integration with Viso pdf-reporting: All photometrics in one output



SPECIFICATIONS

The LabFlicker is easy to use - no matter whether you work on-site or in the lighting laboratory. The newest flicker indices, PstLM (flicker) and SVM (stroboscopic effects), are no problem. For more info contact SAFIBRA, s.r.o. at +420 604 212 525 or michal@safibra.cz

KEY ADVANTAGES

- Ideal for measurements of the new flicker metrics: PstLM and SVM (mandatory in EU as of September 2021)
- Accuracy demonstrated by U.S. Department of Energy, November 2018
- One of the highest sampling rates in the market to improve accuracy
- The instrument uses the high capacity of your PC for advanced live display, and fast data handling
- Seamless integration of output into other Viso light measurements
- Full export of raw data
- Generate flicker reports - for internal purposes or marketing. Standard or customized reports.

USING THE LABFLICKER

- Install the Light Inspector software on your PC
- Connect LabFlicker and the PC with the USB cord
- Hold the sensor in proximity of the light source under test. The LabFlicker will indicate on the screen whether the distance is right
- Press the button to make a measurement
- Most measurements (**SVM**, **Flicker Percent/Index**, **Ja8/10**, **Frequency**) takes less than a second.
- All **PstLM** and **Mp** measurements take 180 seconds as a minimum. Mount the LabFlicker on any standard tripod via the magnetic holder, and measure
- Measurements can also be started/stopped remotely from the PC
- While you measure there is a live output on the PC screen
- After measuring, you have the option of storing and downloading all results.



TECHNICAL SPECIFICATIONS

Physical dimensions

Dimensions (L x W x H)	115 x 53 x 13 mm
Weight	155 g
Shipping Dimensions (L x W x H)	170 x 130 x 70 mm
Shipping weight	500 g

Sampling

Sensor Analog to Digital converter resolution	12 bit
Sensor Analog to Digital sample rate	640,000 sample/s
Software working sample rate (down-rated for accuracy)	40,000 samples/s (SVM 20 kHz, PstLM 10 kHz)
Automatic pre-ADC gain levels (Ensuring maximum dynamic use of ADC)	3 levels
Bandwidth	0 Hz to 2,000 Hz

Photometric

Sensor lux range	1,200 to 11,000 lux
Sensor candela range (at distance from lamp from 0.1 m to 10 m)	12 cd @ 0.1 m to 1,100,000 cd @ 10 m

Electric

Connection	Micro USB
Power	Connection via USB only 5 V / 200 mA / 1 W